



Pocket Statistics 2020



ACU

AUSTRALIAN CATHOLIC UNIVERSITY

Students

Total enrolments **2018**

34,884

Commencing

37% 12,875

Continuing

63% 22,009

Enrolments by course level

Undergraduate

77% 26,752

Postgraduate

19% 6,714

Non-award

4% 1,418

Enrolments by faculty

Health sciences **16,671**

Education and arts **11,517**

Law and business **3,918**

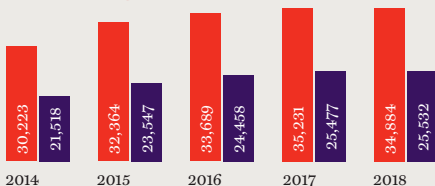
Theology and
philosophy **1,310**

Combined schools **529**

Research **351**

Pathways **588**

Enrolment growth



EFTSL: Equivalent Full-Time Student Load. Enrolment figures are based on course headcount.

● Enrolments

● EFTSL

Student profile

Enrolments by citizenship

Domestic
87% 30,261

International
13% 4,623

Enrolments by gender

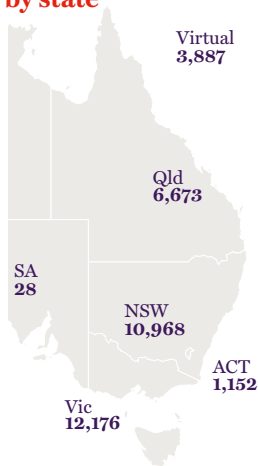


Female 73%



Male 27%

Enrolments by state



Enrolments by equity group¹

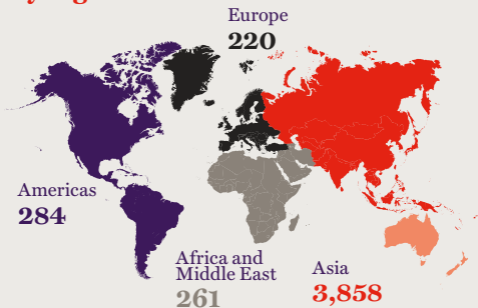
Aboriginal and Torres Strait Islander	2%	539
Low socio-economic status students	12%	3,689
Students with disability	7%	2,089

¹ Proportion based on domestic enrolments.

International student profile

International students from **103** countries choose to study at ACU.

International enrolments by region



International enrolments by course level

Undergraduate	58%	2,699
Postgraduate	20%	928
Non-award	22%	996

ACU welcomes more than **250** students from our partner universities each year through our student exchange, study abroad and July school programs.

1 in 4 of our bachelor degree students travel overseas during their studies.

Staff

Total staff FTE 2018

2,313

Academic
48% 1,120
Professional
52% 1,193

Staff FTE by appointment term

Full-time
65% 1,501

Fractional full-time
14% 322

Casual
21% 490

Staff FTE by state

ACT	5%	110
NSW	39%	909
Vic	35%	810
Qld	21%	477
SA	0.1%	3
Virtual	0.1%	4

Academic staff FTE by faculty

Health sciences	55%	613
Education and arts	27%	304
Law and business	8%	87
Theology and philosophy	6%	63
Others (not in faculty)	5%	53

FTE: Full-Time Equivalent. Totals may not tally as figures are rounded to the nearest whole number.

Others (not in faculty) include senior academic appointments in executive management roles.

Student and graduate outcomes

A nurturing experience¹

- ★ ★ ★ ★ ★ Learner engagement
- ★ ★ ★ ★ ★ Skills development
- ★ ★ ★ ★ ★ Full-time employment

Student and graduate success



107,000
Total alumni

First Graduate employer satisfaction²

Top 4 Undergraduate employment³

Top 6 Skills development and learner engagement⁴

Overall employment rate **91%**⁵

\$66,400
Graduate median salary of domestic undergraduates employed full-time⁵

1 Good Universities Guide 2020

2 Employer Satisfaction Survey 2018, undergraduate cohort

3 Graduate Outcomes Survey 2018, domestic undergraduate cohort

4 Student Experience Survey 2018, undergraduate cohort

5 Graduate Outcomes Survey 2018, all students

Research

Research excellence at ACU

Equal first ACU ranks first or equal first for **ten** fields of research in Australia:¹

- cardiorespiratory medicine and haematology
- clinical sciences
- cognitive sciences
- human movement and sports science
- nursing
- nutrition and dietetics
- psychology
- public health and health services
- religion and religious studies
- specialist studies in education

Research income 2018 (\$'000)

Australian competitive grants	3,126
Other public sector research funding	1,620
Total industry and other R&D funding	3,451

Research output 2018

Journal articles (C1)	353
Book chapters (B1)	71
Books (A1)	14
Conference papers (E1)	7

Finances

Financial performance (\$'000)

	2018	2017
Total income	549,024	535,986
Total expenses	500,509	515,546
Net result for the period	48,515	20,440

Financial highlights (\$'000)

	2018	2017
Commonwealth grants	418,784	416,585
Other operating revenue	125,208	115,959
Finance income	5,032	3,442
Salary cash expenses	328,239	333,029
Non-salary cash expenses	138,363	142,604
Non-cash expenses	33,907	39,913

Financial position (\$'000)

	2018	2017
Total assets	1,008,109	955,368
Total liabilities	382,928	392,882
Net assets	625,181	562,486

Financial ratios

	2018	2017
Net result margin	8.8%	3.8%
Interest cover ratio	10.7	3.4
Gearing	12.4%	16.0%

World university rankings

A world-class university

Top 2% We're ranked in the **top 2%** of all universities worldwide¹, with rankings in:

- Times Higher Education World University Rankings
 - Academic Ranking of World Universities
 - QS World University Rankings
 - US News Best Global Universities
-

Top 100 We're a **top 100** APAC university, recognised as a leader in higher education in the Asia Pacific region.²

Top 40 We're recognised as one of the world's top young universities, included in the **top 40** of Gen Y and ranked **95** globally.³

Top 10 We're one of the most significant Catholic universities in the world, ranked in the **top 10** among Catholic universities globally.⁴

1 Times Higher Education World University Rankings 2020. Percentage calculated as ACU's world rank as a proportion of the total number of universities in the world.

2 Times Higher Education Asia-Pacific University Rankings 2019

3 Times Higher Education Young University Rankings 2019

4 International Federation of Catholic Universities members ranked on Times Higher Education World University Rankings 2020.

About ACU

Over the last 30 years, ACU has shaped the modern era of Catholic higher education in Australia.

Our collective legacy is drawn from a fundamental conviction to our mission and values. We are committed to the pursuit of knowledge, the dignity of the human person and the common good.

At ACU, we pride ourselves on offering a welcoming environment for all. We stand up for people in need. Our focus is to enrich lives through learning, to cultivate the imagination and strive towards a better future.

We are recognised as a leader in our fields of research, with a distinctive, dynamic and inclusive approach to student-centred learning. We have seven campuses around Australia, a campus in Rome, Italy, and are planning a new campus in Blacktown.

acu.edu.au

ABN 15 050 192 660

CRICOS registered provider: 00004G

The University reserves the right to amend, cancel or otherwise modify the content without notice. Student and staff figures are based on annual submissions to the Department of Education and Training.

This publication was produced by the Office of Planning and Strategic Management (OPSM). OPSM is ACU's central planning office, and provides information analysis and specialist advice in the areas of strategy, risk and data analytics.

If you have a general enquiry, contact ACU at 1300 275 228 or askacu@acu.edu.au.