


ACUWIFI Wireless Setup

Apple Mac OSX

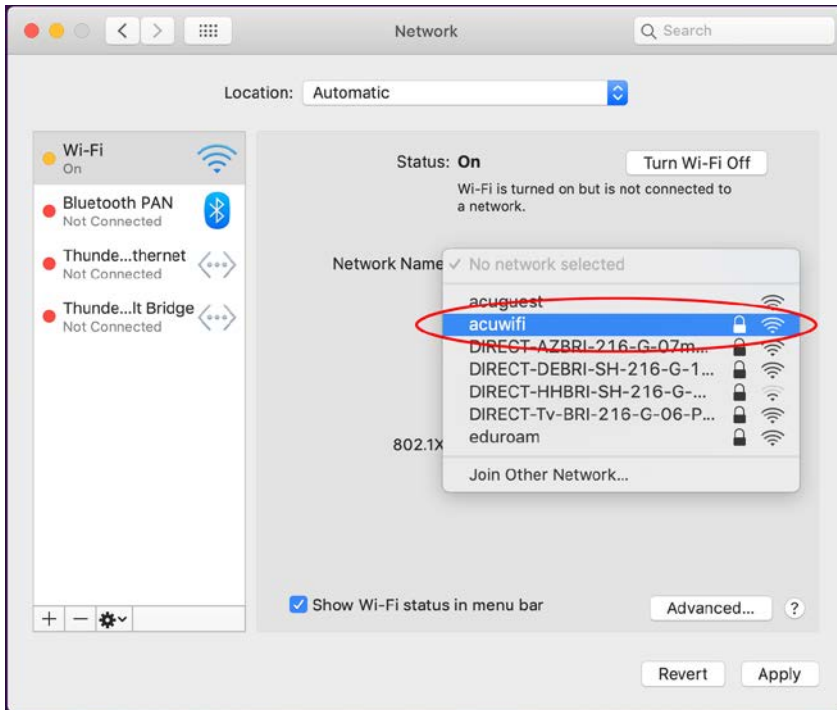
Click on **System Preferences**. This can be found either on the **dock** as seen below or click on the **Apple** icon on the top left hand corner of your screen and click on **System Preferences** from the dropdown menu



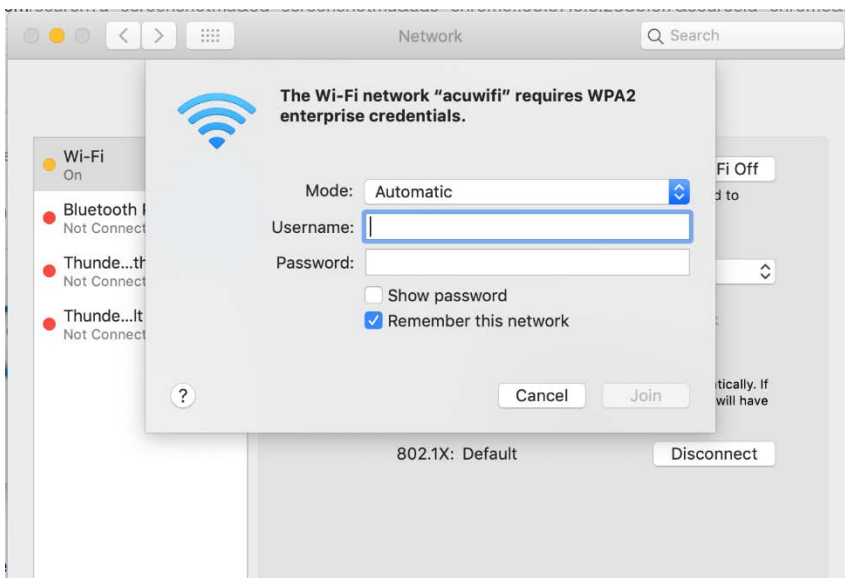
Click on **Network**



In the **Network Name** drop down menu click on **acuwifi**



Type your username and password using this format - **acustaff\username** or **student\username**. Type in your ACU password in the **password** section and click the **Join** button



ACUWIFI Wireless Setup

Apple Mac OSX

Click the **Apply** button

